

Totum *Research Inc*

# How Geography Impacts Media Access, Usage and Engagement: January 2020

## PRAIRIES


Measured Communities:

- 1) Farms
- 2) Farms/Hamlets: <1,000 Population
- 3) Villages/Towns: 1,000-10,000 Population
- 4) Cities: 10,000-100,000 Population
- 5) Overall: Communities <100,000 Population

Totum Research: Random Sample Adults 18+ Using Computer Assisted Telephone Interview (CATI) Method with a margin of error of +/- 3.3% at 95% confidence level with 900 interviews



adcanada  
MEDIA INC.  
Formerly AdWest Marketing



Totum *Research Inc*

# How Geography Impacts Media Access, Usage and Engagement: January 2020

## PRAIRIES

- 1) Feelings About Ads In Printed Newspapers and Social Media/Random Websites
- 2) Clicking on Ads on Social Media and Random Websites
- 3) Use of AdBlockers

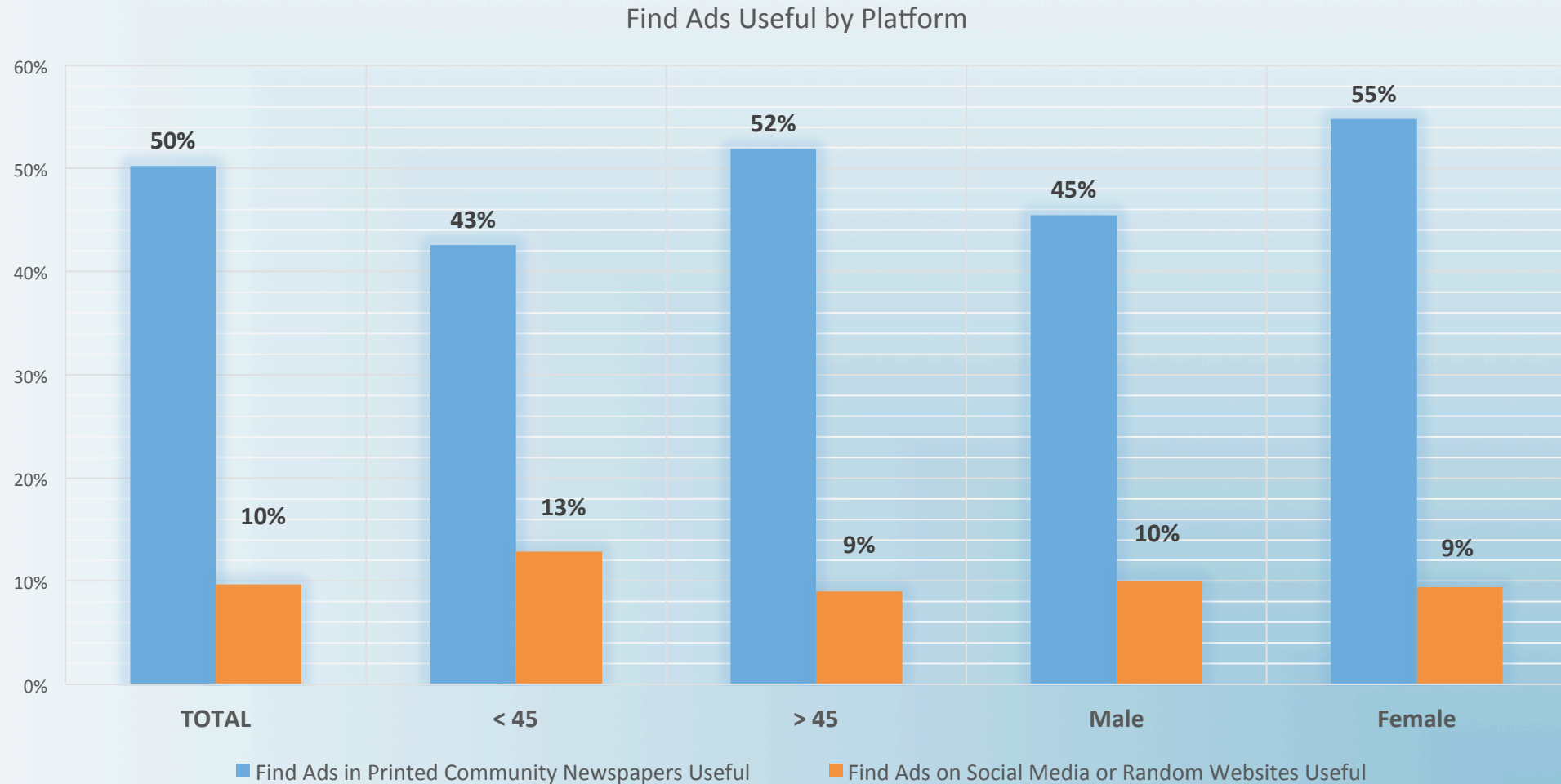
Totum Research: Random Sample Adults 18+ Using Computer Assisted Telephone Interview (CATI) Method with a margin of error of +/- 3.3% at 95% confidence level with 900 interviews



adcanada  
MEDIA INC.  
Formerly AdWest Marketing

***PRAIRIES: Communities Under 100,000 Population***

**Respondents Were Between Five and Nine Times as Likely to Find Ads in Printed Community Newspapers to be USEFUL Than Ads on Social Media or Random Websites**



**adcanada**  
MEDIA INC.  
Formerly AdWest Marketing

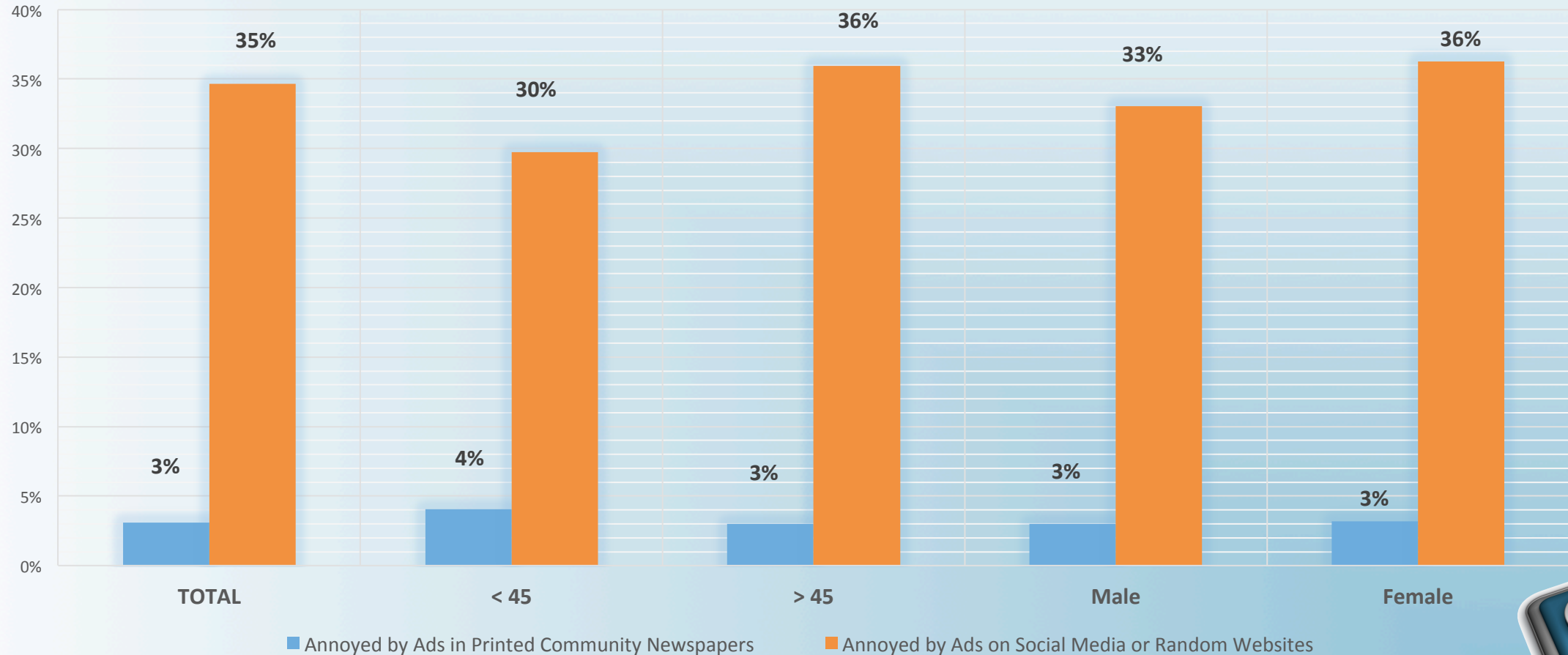
**How Geography Impacts Media Access, Usage and Engagement: January 2020**

Totum Research: Interview timing Dec. 2019/Jan. 2020. Random Sample Adults 18+ Using Computer Assisted Telephone Interview (CATI) Method with a margin of error of +/- 3.3% at 95% confidence level with 900 interviews

***PRAIRIES: Communities Under 100,000 Population***

**Respondents Were SIGNIFICANTLY MORE LIKELY to be ANNOYED by Ads on Social Media or Random Websites Than They Were by Ads in Printed Community Newspapers**

Annoyed by Ads by Platform



**How Geography Impacts Media Access, Usage and Engagement: January 2020**

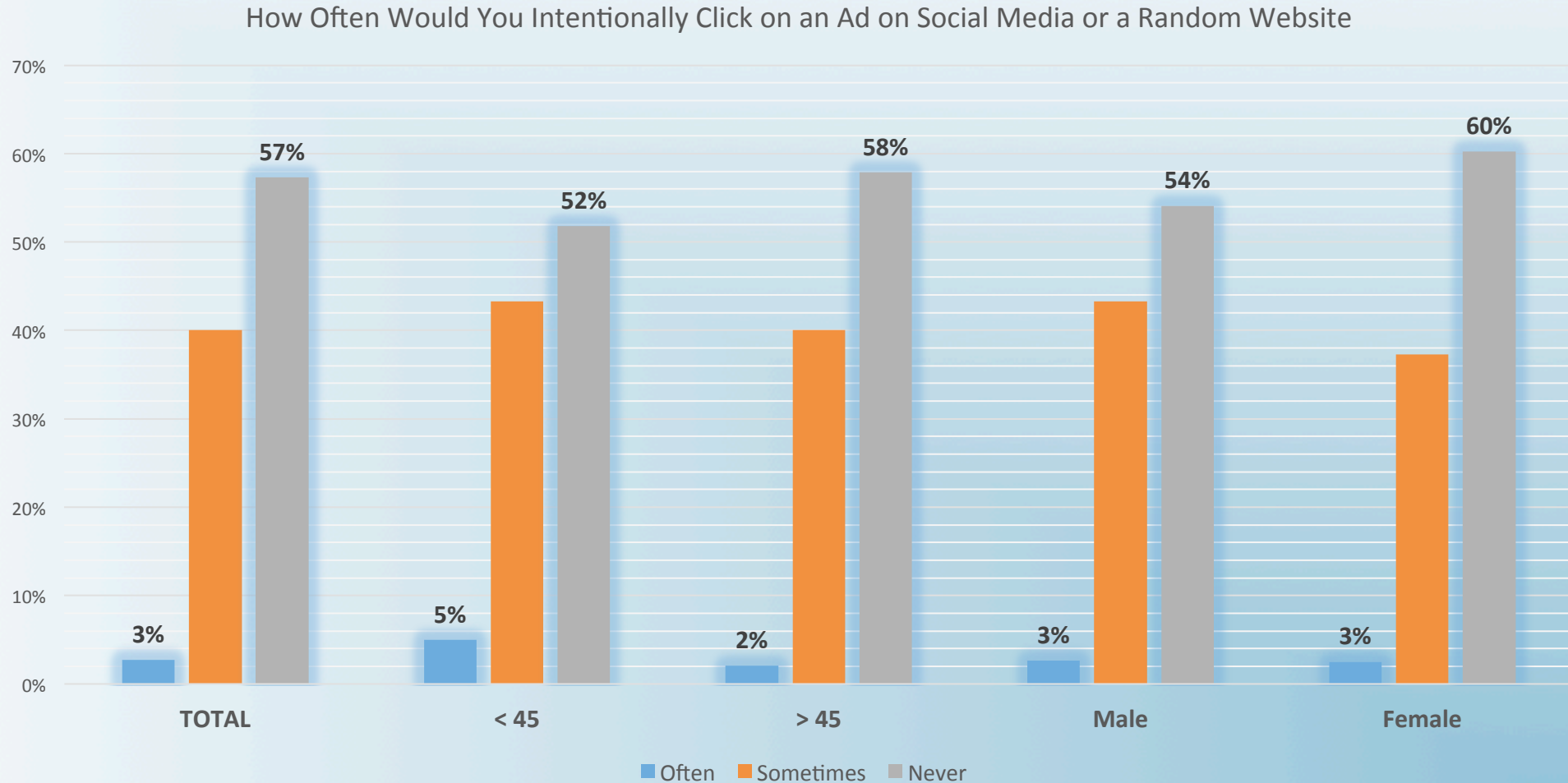
Totum Research: Interview timing Dec. 2019/Jan. 2020. Random Sample Adults 18+ Using Computer Assisted Telephone Interview (CATI) Method with a margin of error of +/- 3.3% at 95% confidence level with 900 interviews



**adcanada**  
MEDIA INC.  
Formerly AdWest Marketing

**PRAIRIES: Communities Under 100,000 Population**

**The Majority of Respondents Indicate That They NEVER Click on Ads on Social Media or Random Websites. Those That OFTEN Click on Online Ads Peaked at 5% With Respondents Under 45**



**How Geography Impacts Media Access, Usage and Engagement: January 2020**

Totum Research: Interview timing Dec. 2019/Jan. 2020. Random Sample Adults 18+ Using Computer Assisted Telephone Interview (CATI) Method with a margin of error of +/- 3.3% at 95% confidence level with 900 interviews

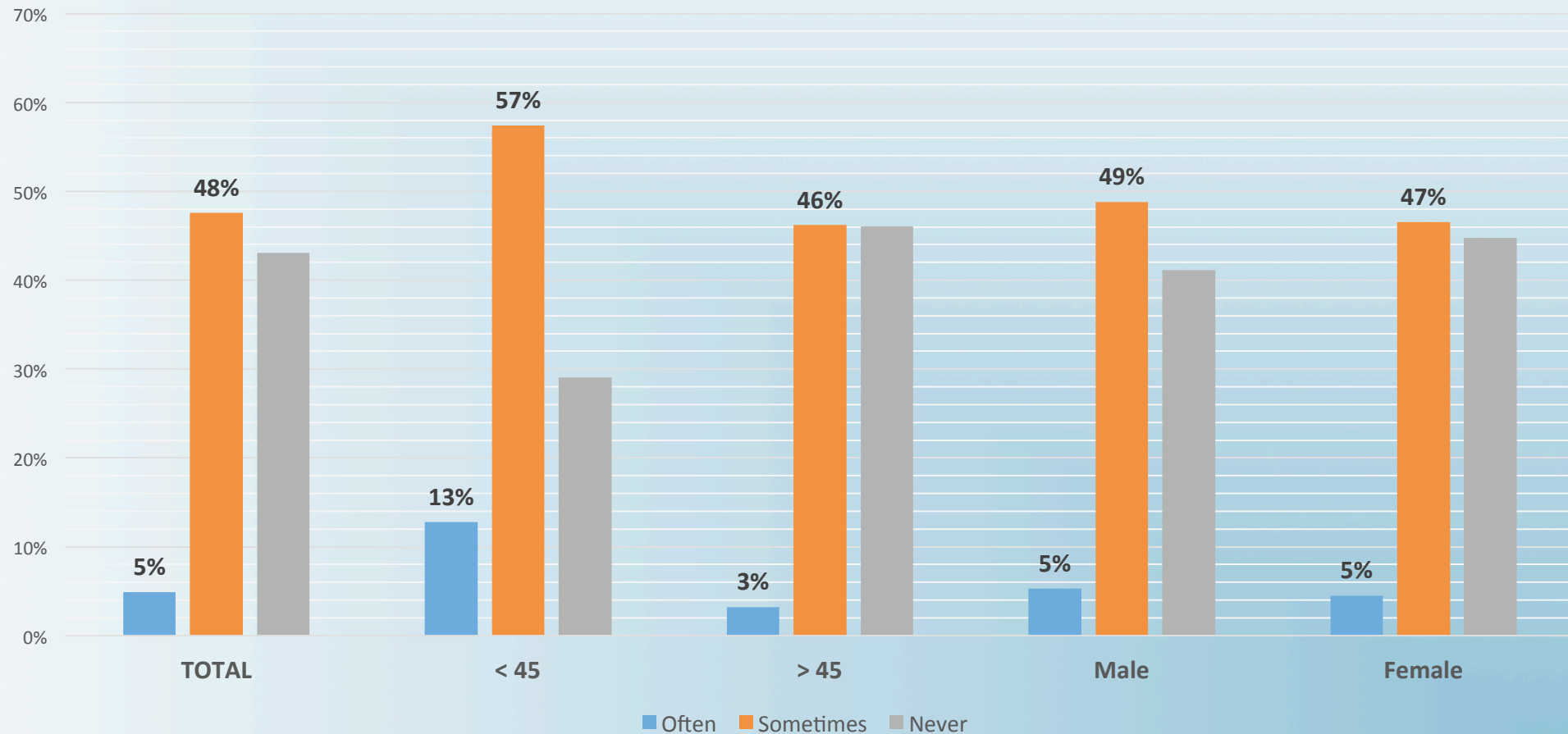


**adcanada**  
MEDIA INC.  
Formerly AdWest Marketing

**PRAIRIES: Communities Under 100,000 Population**

**The Majority Respondents With Internet Access Admitted That They **SOMETIMES OR OFTEN** Click on Ads on Social Media or Random Websites Unintentionally**

How Often Would You Unintentionally Click on an Ad on Social Media or a Random Website



**How Geography Impacts Media Access, Usage and Engagement: January 2020**

Totum Research: Interview timing Dec. 2019/Jan. 2020. Random Sample Adults 18+ Using Computer Assisted Telephone Interview (CATI) Method with a margin of error of +/- 3.3% at 95% confidence level with 900 interviews

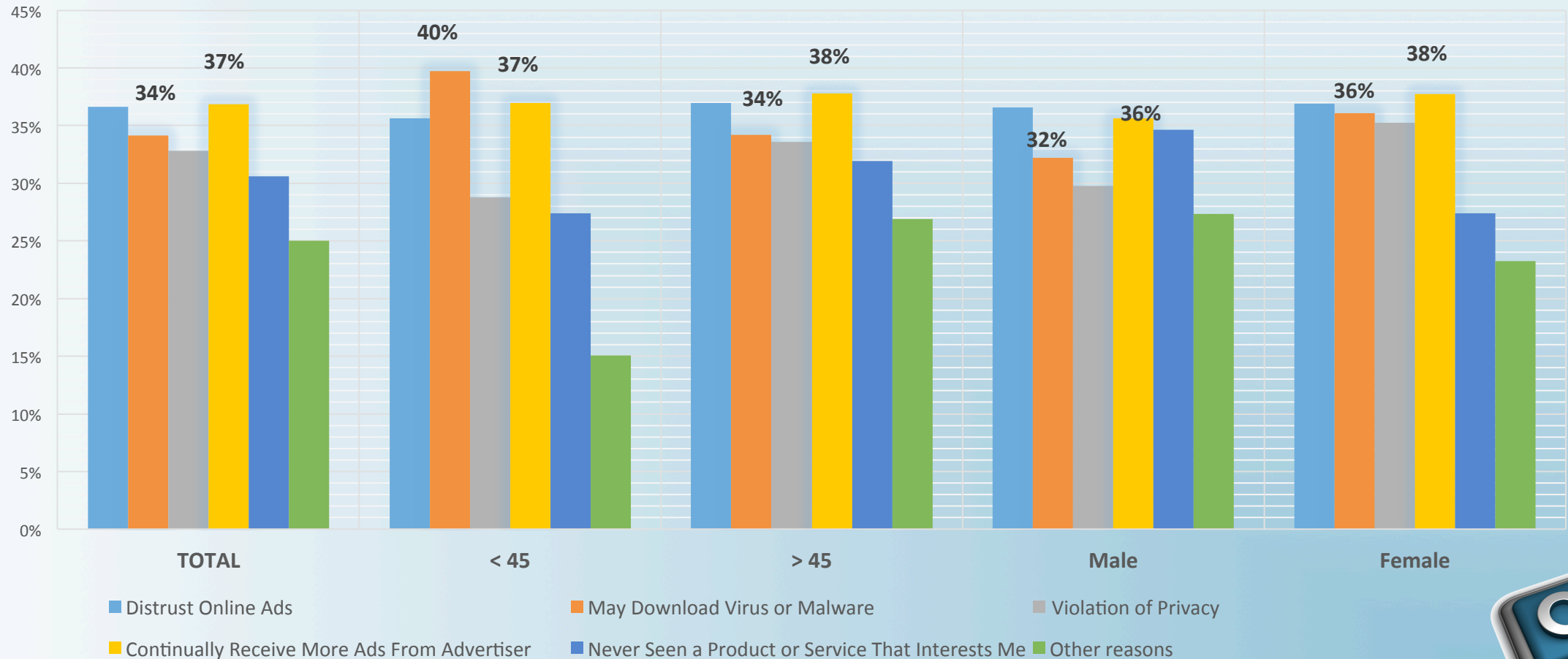


**adcanada**  
MEDIA INC.  
Formerly AdWest Marketing

## PRAIRIES: Communities Under 100,000 Population

**Reasons for Not Clicking on Ads on Social Media or Random Websites Varies. Respondents Under 45 Concerned About Downloading a Virus/Malware. Those Over 45 Didn't Want to Receive More Ads From Advertiser**

Reasons for Not Clicking on Ads on Social Media or Random Websites



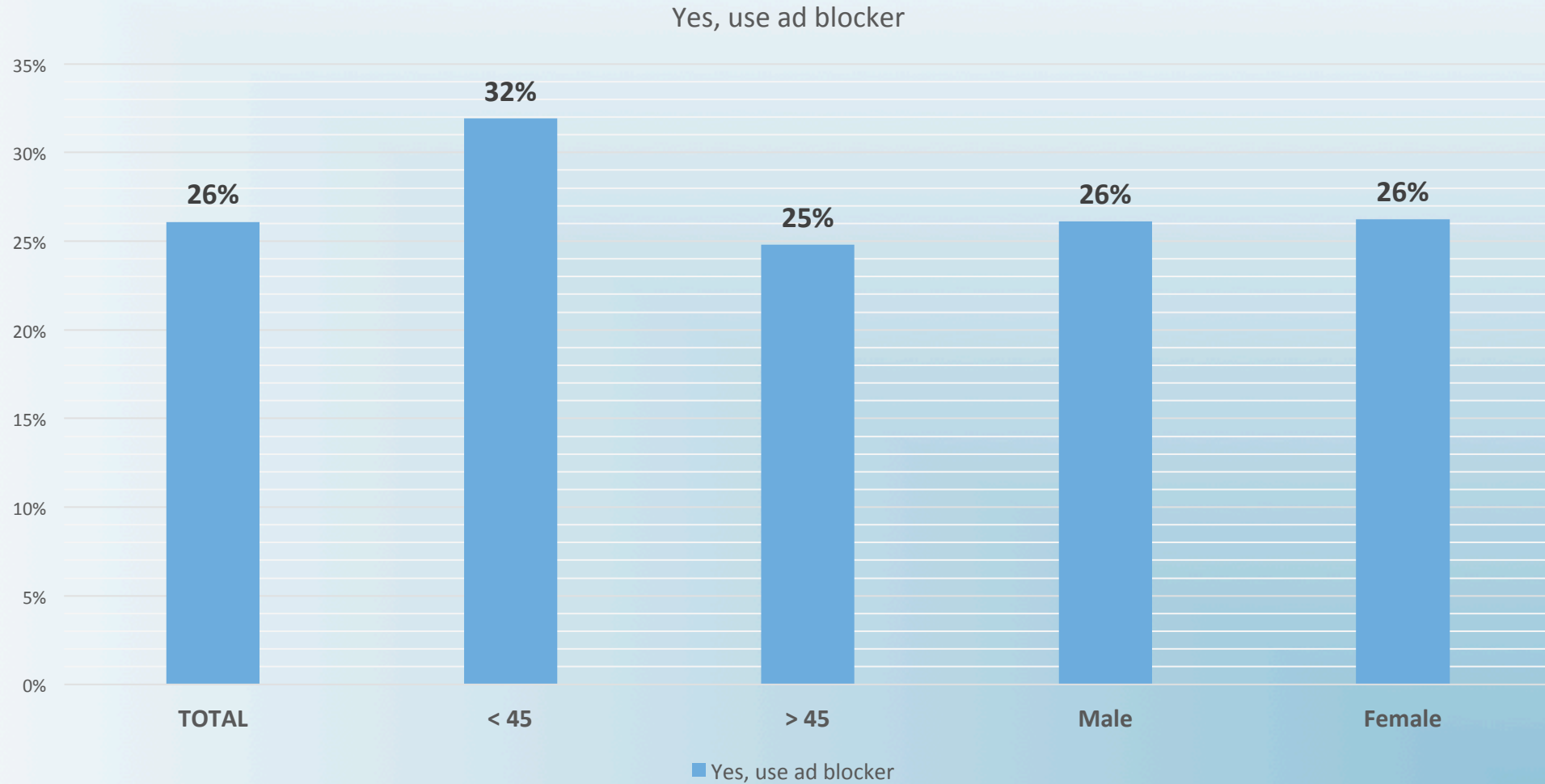
## How Geography Impacts Media Access, Usage and Engagement: January 2020

Totum Research: Interview timing Dec. 2019/Jan. 2020. Random Sample Adults 18+ Using Computer Assisted Telephone Interview (CATI) Method with a margin of error of +/- 3.3% at 95% confidence level with 900 interviews



adcanada  
MEDIA INC.  
Formerly AdWest Marketing

## **Nearly One-Third of Respondents Under 45 Use an AdBlocker to Block Ads on Computers and Devices. 25% of People Over 45 Said They Use an AdBlocker**



### **How Geography Impacts Media Access, Usage and Engagement: January 2020**

Totum Research: Interview timing Dec. 2019/Jan. 2020. Random Sample Adults 18+ Using Computer Assisted Telephone Interview (CATI) Method with a margin of error of +/- 3.3% at 95% confidence level with 900 interviews



**adcanada**  
MEDIA INC.  
Formerly AdWest Marketing



# Study Details

## Interview Timing

December 2019/January 2020

## CATI Interviews

Market Pulse

## Study Management

Totum Research

## Geographic Coverage

AB Communities <100K  
SK Communities <100K  
MB Communities <100K  
Plus Active Farmers

## Margin of Error

900 Interviews =  $\pm 3.3\%$   
At 95% confidence level

900 Adult Canadians Interviewed

225 Farm

225 Small Town/Village (<10K population)

225 Small city/Large Town (10K – 50K population)

225 Medium City (50K to 100K population)

Alberta	400 Interviews
Saskatchewan	291 Interviews
Manitoba	202 Interviews
Nunavut/NWT	7 Interviews

Last Birthday method used to select respondent in household.  
No age or gender quotas.

## How Geography Impacts Media Access, Usage and Engagement: January 2020

Totum Research: Interview timing Dec. 2019/Jan. 2020. Random Sample Adults 18+ Using Computer Assisted Telephone Interview (CATI) Method with a margin of error of +/- 3.3% at 95% confidence level with 900 interviews



adcanada  
MEDIA INC.  
Formerly AdWest Marketing